

**NISHTHA 2.0 (Secondary Level)**  
**Monthly Course 1-3 Completion Report for month of August, 2021**

**1. Introduction**

Implementation of NISHTHA 2.0 Secondary Online for Teachers/ School leaders working in Autonomous Bodies under Ministry of Education and Ministry of Defence, Govt. The programme will be conducted from August, 2021 to January, 2022. Around 25000 teaching staff of KVS that includes all the School Leaders, PGTs, TGTs and TAs will complete all the courses.

**2. Schedule**

<b>Course Title</b>	<b>Schedule</b>
<b>Course 1: KVS_SEC_Curriculum and Inclusive Classrooms</b>	<b>5<sup>th</sup> August to 31<sup>st</sup> August, 2021</b>
<b>Course 2 : KVS_SEC_ICT in Teaching-Learning and Assessment</b>	<b>5<sup>th</sup> August to 31<sup>st</sup> August, 2021</b>
<b>Course 3 : KVS_SEC_Personal-Social Qualities for Holistic Development</b>	<b>5<sup>th</sup> August to 31<sup>st</sup> August, 2021</b>

**a. Orientation**

KVS – NISHTHA 2.0 Team participated in Orientation on 17th July, 2021. After this letter No. 11-Acad0338(T)/KVS(HQ)/Acad. Dated 30.07.2021 Teachers (teaching classes IX-XII), Vice Principals and Principals were directed to participate in the course.

**b. Development of courses**

Course links were created with the help of Meta Data provided by NCERT for Course modules.

**c. Implementation strategy**

Collected data of Teachers (teaching classes IX-XII), Vice Principals and Principals from All 25 Regional Offices and 5 ZIETs. ROs and ZIETs were directed to disseminate the information to the Vidyalayas for compliance. The links created for the courses were shared through Whatsapp group and email.

#### d. Communication system

Created Whatsapp Group for fast communication. NISHTHA Specific e-mail ID were also made for prompt dissemination of information.

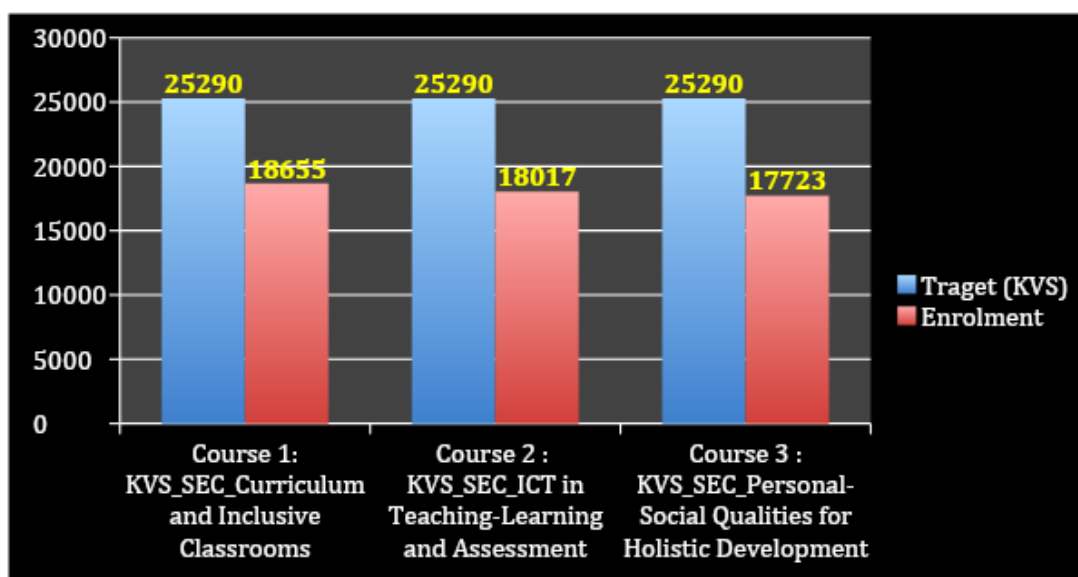
#### e. Monitoring and reporting system

The programme was monitored at School Level by Principal, At Regional Level by Deputy Commissioner, At ZIETs level by Directors for Feeder Regions, At KVS(HQ) Level by Joint Commissioner(Trg.) along with a dedicated team. Reporting was done at Vidyalaya, Regional level, Zonal level and HQ.

### 3. Data analysis and interpretation (Data table supported with graphs and interpretations)

#### a. Total target vs total achievement (no of teachers and schools heads)

Total target vs total achievement for course 1-3 as on 31.08.2021		
Course Title	Traget (KVS)	Enrolment
Course 1: KVS_SEC_Curriculum and Inclusive Classrooms	25290	18655
Course 2 : KVS_SEC_ICT in Teaching-Learning and Assessment	25290	18017
Course 3 : KVS_SEC_Personal-Social Qualities for Holistic Development	25290	17723



**b. State wise analysis - enrolment, completion, and certification (No of teachers and school heads)**

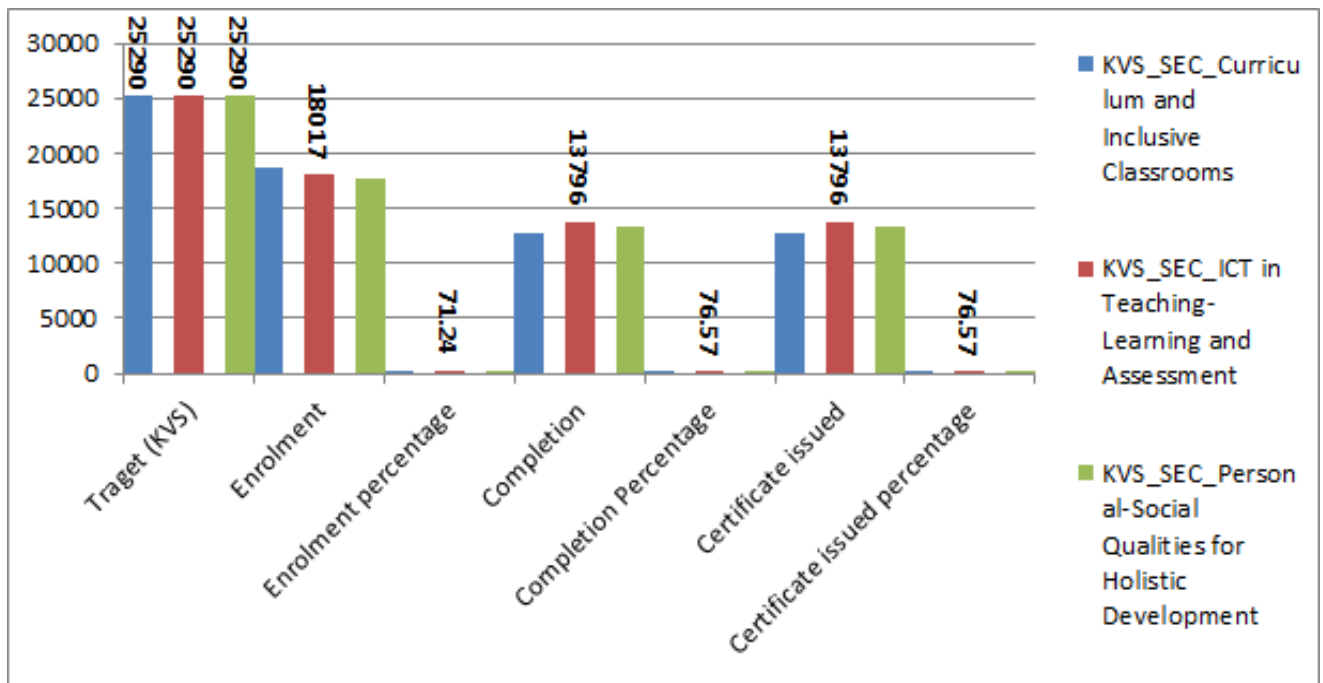
<b>Statewise Course 1-3 report as on 31.08.2021</b>										
<b>Sl. No.</b>	<b>State</b>	<b>Course 1 : Curriculum and Inclusive Classrooms</b>			<b>Course 2 : ICT in Teaching-Learning and Assessment</b>			<b>Course 3 :Personal-Social Qualities for Holistic Development</b>		
		<b>Enrollmen t</b>	<b>Completi on</b>	<b>Certificatio n</b>	<b>Enrollmen t</b>	<b>completi on</b>	<b>Certificatio n</b>	<b>Enrollmen t</b>	<b>completi on</b>	<b>Certificatio n</b>
1	Andaman & Nicobar Islands	63	48	48	57	52	52	56	50	50
2	Andhra Pradesh	387	207	207	359	222	222	349	205	205
3	Arunachal Pradesh	167	123	123	161	129	129	155	129	129
4	Assam	927	695	695	891	731	731	867	700	700
5	Bihar	831	587	587	785	623	623	756	602	602
6	Chandigarh	159	127	127	152	132	132	148	132	132
7	Chhattisgarh	306	191	191	308	229	229	317	225	225
8	Dadra & Nagar Haveli	28	17	17	26	19	19	25	15	15
9	Daman & Diu	10	9	9	11	10	10	11	11	11
10	Delhi	1260	854	854	1224	916	916	1207	884	884
11	Goa	75	65	65	78	69	69	80	65	65
12	Gujarat	683	442	442	627	449	449	641	462	462
13	Haryana	550	352	352	538	384	384	520	362	362
14	Himachal Pradesh	322	233	233	325	265	265	321	240	240
15	Jammu And Kashmir	373	210	210	417	271	271	424	274	274
16	Jharkhand	437	297	297	420	302	302	413	289	289
17	Karnataka	723	568	568	702	576	576	684	563	563

18	Kerala	774	548	548	741	574	574	732	563	563
19	Ladakh	30	19	19	29	21	21	30	17	17
20	Lakshadweep	10	1	1	9	3	3	9	1	1
21	Madhya Pradesh	1565	1099	1099	1482	1165	1165	1444	1159	1159
22	Maharashtra	965	595	595	939	663	663	920	632	632
23	Manipur	92	70	70	89	75	75	83	68	68
24	Meghalaya	107	72	72	102	73	73	93	69	69
25	Mizoram	34	23	23	34	24	24	34	24	24
26	Nagaland	61	46	46	54	44	44	53	46	46
27	Odisha	711	536	536	705	589	589	674	538	538
28	Puducherry	57	37	37	54	45	45	54	43	43
29	Punjab	769	545	545	769	617	617	802	605	605
30	Rajasthan	1162	815	815	1111	888	888	1098	825	825
31	Sikkim	24	11	11	23	17	17	23	16	16
32	Tamil Nadu	691	485	485	661	525	525	650	490	490
33	Telangana	433	256	256	395	257	257	385	254	254
34	Tripura	104	55	55	94	61	61	91	54	54
35	Uttar Pradesh	2064	1393	1393	1990	1524	1524	1920	1474	1474
36	Uttarakhand	698	492	492	682	530	530	692	538	538
37	West Bengal	1003	692	692	973	722	722	962	707	707
	<b>Grand Total</b>	<b>18655</b>	<b>12815</b>	<b>12815</b>	<b>18017</b>	<b>13796</b>	<b>13796</b>	<b>17723</b>	<b>13331</b>	<b>13331</b>

c. Total enrolment, completion, and certification as per the progress report across three courses

Course Title	Traget (KVS)	Enrolment	Enrolment percentage	Completion	Completion Percentage	Certificate issued	Certificate issued percentage
Course 1: KVS_SEC_Curriculum and Inclusive Classrooms	25290	<b>18655</b>	73.76	<b>12815</b>	68.69	<b>12815</b>	68.69
Course 2 : KVS_SEC_ICT in Teaching-Learning and Assessment	25290	<b>18017</b>	71.24	<b>13796</b>	76.57	<b>13796</b>	76.57
Course 3 : KVS_SEC_Personal-Social Qualities for Holistic Development	25290	<b>17723</b>	70.08	<b>13331</b>	75.22	<b>13331</b>	75.22

Total enrolment, completion, and certification as per the progress report across three courses.



- d. Course wise analysis - enrolment, completion, and certification as per progress report including users of other states/ boards
- e. Course wise analysis - enrolment, completion, and certification as per progress report excluding users of other states/ UTs/ boards
- f. Course wise analysis - No of teachers unenrolled after enrolment date was closed

**g. Course wise analysis - No of certificates issued to learners who scored less than 70% in the assessment**

**No certificate has been issue to learners who scored less than 70% in the assessment in all 3 courses.**

**h. Trends in enrolments**

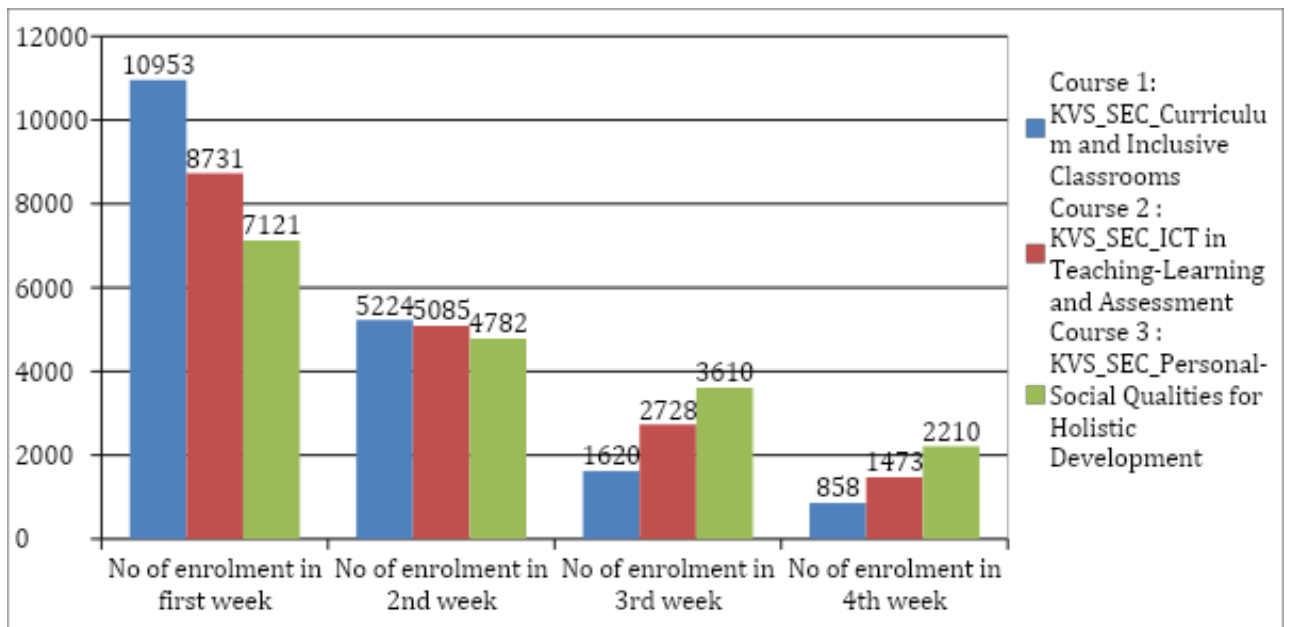
<some analysis can be done as listed below for understanding the trend of enrolment in the states)

i. No of enrolment in first 10 days, 11-20 days, 21-25 days and comparison across courses

**ii. No of enrolments in weekends and comparison with weekdays**

<b>Course Title</b>	<b>No of enrolment in first week</b>	<b>No of enrolment in 2<sup>nd</sup> week</b>	<b>No of enrolment in 3rd week</b>	<b>No of enrolment in 4th week</b>
Course 1: KVS_SEC_Curriculum and Inclusive Classrooms	<b>10953</b>	<b>5224</b>	<b>1620</b>	<b>858</b>
Course 2 : KVS_SEC_ICT in Teaching-Learning and Assessment	<b>8731</b>	<b>5085</b>	<b>2728</b>	<b>1473</b>
Course 3 : KVS_SEC_Personal-Social Qualities for Holistic Development	<b>7121</b>	<b>4782</b>	<b>3610</b>	<b>2210</b>

**No of enrolments in weekends and comparison with weekdays**



<any other interesting and meaningful analysis at state level can be added)

4. Issues and Challenges

a. Course content

Course Title	Issues	Status (Resolved/ Unresolved)	Remarks (If resolved how it was resolved)

**b. Technical**

S.No	Issues	Status (Resolved/ Unresolved)	Remarks (If resolved how it was resolved)
1	Unable to load/download content” is displayed.	<b>Yes</b>	By Diksha Support Team
2	Many participants faced problem with Course Progress Synchronization	<b>Yes</b>	By Diksha Support Team
3	Certificates were not getting generated after completion of course	<b>Yes</b>	By Diksha Support Team
4	Monitoring & Verification of Course Progress/Completion is difficult as the Reports from DIKSHA do not have any provision for Organization Name like NVS, KVS etc	<b>No</b>	

c. Any other

S.No	Issues	Status (Resolved/ Unresolved)	Remarks (If resolved how it was resolved)
1	Does not provide dropdown to filter data of KVS Employees from Diksha Portal Course Report Exhaust File	<b>Unresolved</b>	



2.	<p>Due to lack of filter for KVS on Diksha Portal We download the Course Report Exhaust file from DIKSHA Portal and filter it in various ways like "KVS_, Kv, K. V, K-V, Kendriya". We do this procedure for both the languages. We generate separate reports in both Hindi and English languages and later make them combined reports after erasing the duplicates.</p> <p>We collect data from our ZIETs. We compare both data for achieve our target.</p>	<b>Unresolved</b>	

## 5. Key Learnings

Refresher course for participants who completed Nishtha Elementary Courses to further improve upon their professional acumen.

## 6. Suggestions

- Courses should be available as per participant convenient.
- Provision of Dropdown for filter the data in Course Report Exhaust file for KVS.

## 7. Conclusion

KVS target is 25290 for Nishtha 2.0 Secondary Courses. According to Diksha Portal Course Report Exhaust, approximately 73% participants of enrolled for the courses and 75% or above completed the courses and got completion certificate.